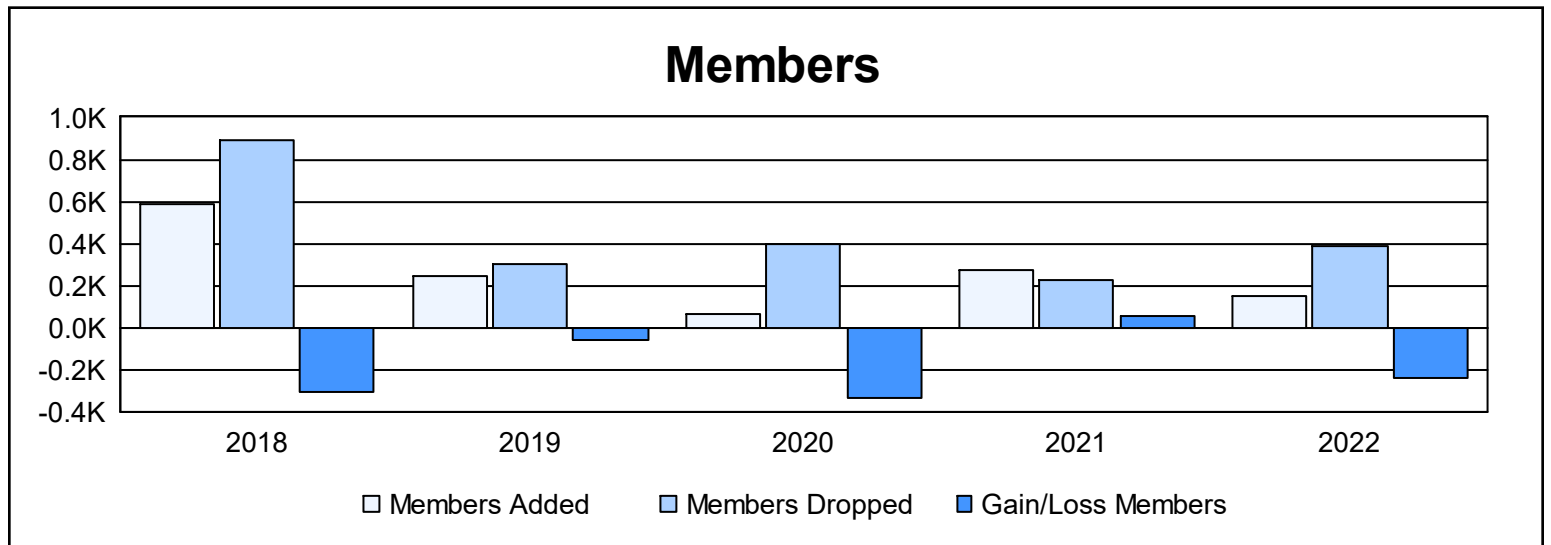
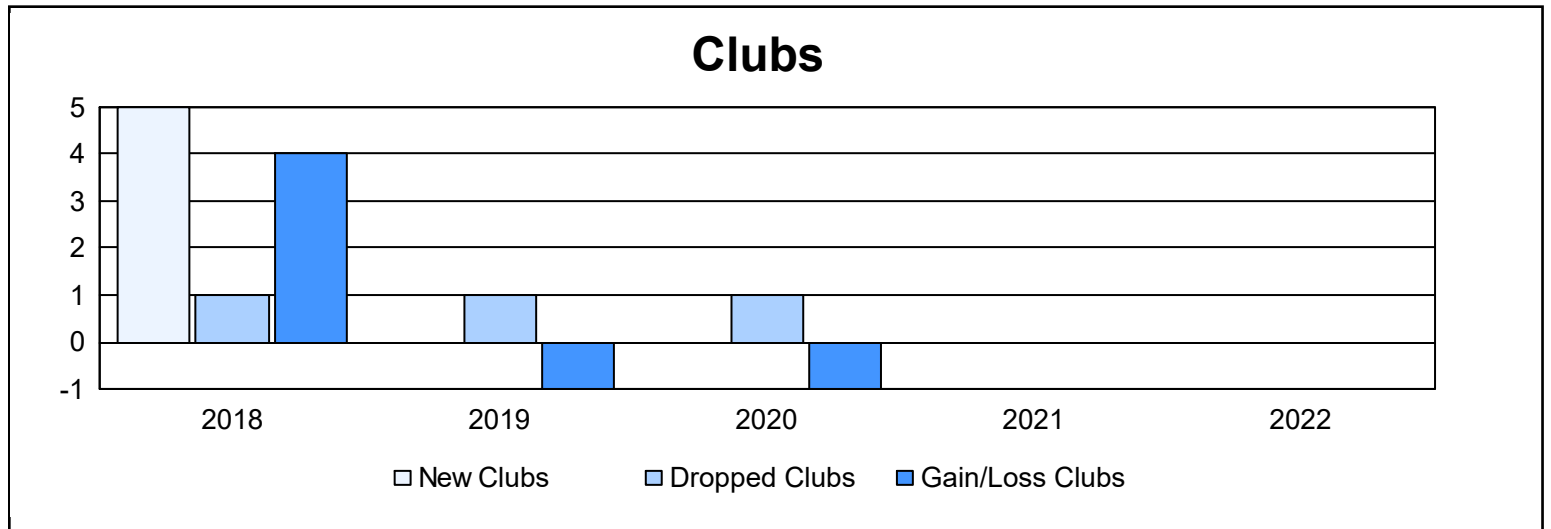
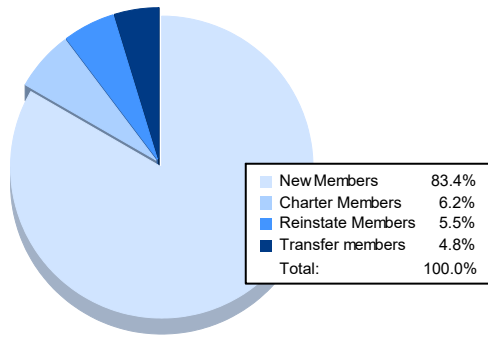


Year	New Clubs	Dropped Clubs	Gain/ Loss Clubs	New Members	Charter Members	Reinstate Members	Transfer Members	Total Member Added	Total Members Dropped	Gain/ Loss Members
2017-2018	5	1	4	395	168	8	14	585	895	-310
2018-2019	0	1	-1	225	5	4	10	244	304	-60
2019-2020	0	1	-1	27	22	7	7	63	395	-332
2020-2021	0	0	0	260	1	9	3	273	221	52
2021-2022	0	0	0	121	9	8	7	145	385	-240
<b>Average</b>	<b>1</b>	<b>1</b>	<b>0</b>	<b>206</b>	<b>41</b>	<b>7</b>	<b>8</b>	<b>262</b>	<b>440</b>	<b>-178</b>



### Membership Composition June 2022 Cumulative



### Gender Composition June 2022 Cumulative

